







CMP PROCESS MEASURES

CMPs are required to meet **3** process measures.
We met **5** out of **6** measures.

PROCESS MEASURE	GOAL	MATRIX	RESULT
Family agency or member participation on the IOG as a voting member	Family Voice Representative Voting Member & Youth Voice Representative Voting Member	Family Voice Representative = Sandra Kwesell and Ramia Reid Youth Voice Representative = currently recruiting	
Agency contribution of resources at a service level, either in-kind or actual funds	75% of partners signing MOU contributing either in-kind or actual funds at a service level	Table of Resource Pooling in MOU reflects contributions	
Use of Evidence-Based or Evidence-Informed Practices	All Programs use Evidence-Based or Evidence-Informed Practices	HFw* and ISST* Evidence-Based Programs	
Evidence of Cost Sharing	Provide evidence of Cost Sharing	Determined by ISST Plans showing Cost Sharing Commitments	
Process of Continuous Quality Improvement used by the IOG	IOG uses a defined process of quality improvement	Community Action Model and System Improvement Process	
IOG Meeting Attendance	All partners signing MOU attending 75% of the time at 75% of scheduled meetings	Determined via Meeting Minutes and Sign-In Sheets	

*IOG= Interagency Oversight Group | HFw = High Fidelity Wraparound | ISST = Individualized Service and Support Teams

CMP PERFORMANCE MEASURES

CMPs must select **3** performance measures across the **4** domains.

Child Welfare

Juvenile Justice

The IOG selected the domains of Child Welfare and Juvenile Justice. Education and Health/Mental domains were not selected.

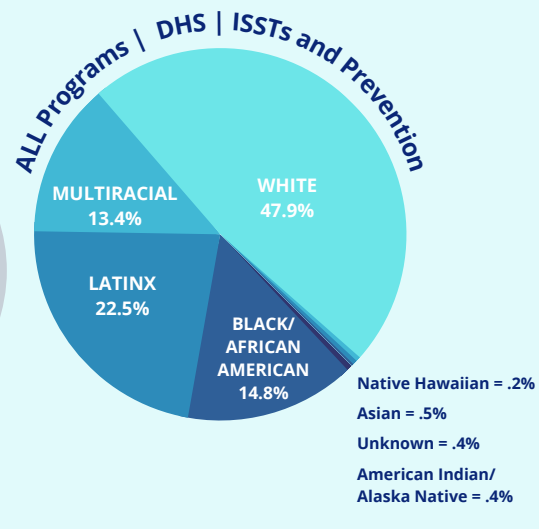
	DOMAIN	OUTCOME	INDICATOR/ MEASURE	GOAL	YTD % MET
<p>515 children + youth served</p>	Child Welfare	Decrease percent of children and youth who enter into child welfare system	CMP children and youth with no new open involvements	80%	85%
<p>52 children + youth served</p>	Child Welfare	Increase safety of children and youth	CMP youth with no substantiated abuse findings after CMP services began	60%	69%
<p>30 youth served</p>	Juvenile Justice	Decrease commitment to the Division of Youth Services	CMP youth diverted from being committed to DYS	75%	100%

568*
TOTAL CHILDREN + YOUTH SERVED

556
TOTAL SERVED BY ISST

39
TOTAL SERVED BY PREVENTION
12 Unduplicated

SEX: Male = 51.14% | Female = 48.9%



*Total Children + Youth Served = Number removes youth served more than once or in more than one program (unduplicated).

PROGRAM PERFORMANCE MEASURES

Each program is assigned a specific performance measure by the IOG.

CHILD WELFARE	INDICATOR/MEASURE	MODEL TYPE/PROGRAM	GOAL	YTD % MET
11 children & youth served	CMP youth with no substantiated abuse findings after CMP services began	ISST Reach Youth & Families (RYF) High-Fidelity Wraparound (HFW), Diversus Health	60%	100%
3 children & youth served		C-ISST Childhood ISST program	60%	100%
39 children & youth served		PREVENTION Peer Support/ Mentor Program (Renamed to Parent Partner Program)	60%	79%
505 children & youth served	CMP Youth with no new open involvements	ISST Department of Human Services Family Engagement Meeting (FEM)	80%	85%
10 youth served		T-ISST Truancy ISST program created January 1, 2021	80%	90%
JUVENILE JUSTICE	INDICATOR/MEASURE	MODEL TYPE/PROGRAM	GOAL	YTD % MET
30 youth served	CMP youth diverted from being committed to DYS	E-ISST Expedited ISST	75%	100%