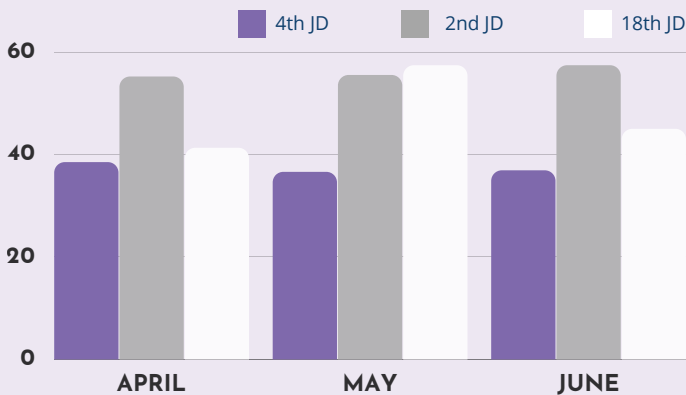


## CYDC JUDICIAL DISTRICT COMPARISON DATA

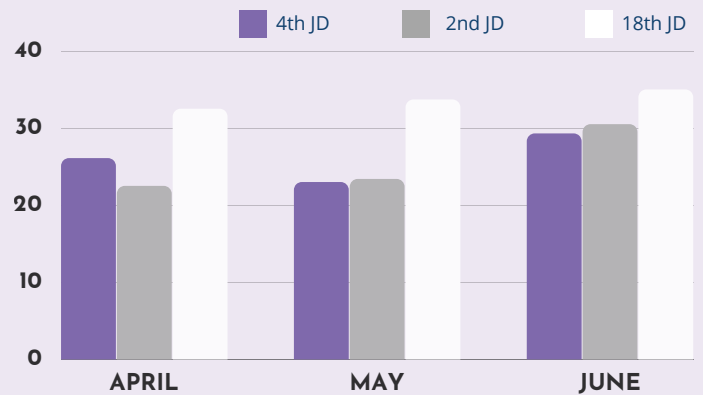
	4th JD	2nd JD	18th JD
Youth Population Estimate	83,104	57,545	112,610
DYS Commitment Average Daily Population (ADP)	43.1	57.8	51.8
DYS New Commitments	14	28	26
DYS Detention Average Daily Population (ADP)	27.4	26.8	29.1
DYS New Detention Admissions	424	380	403
YTD DYS Detention Releases	419	382	380
DYS Detention Average Length of Stay (LOS)	24.4	21.7	21.5

\*Populations include youth age 10-17 in the respective Judicial Districts (JD).

### ADP DETENTION | APRIL-JUNE



### ADP COMMITMENT | APRIL-JUNE



## CYDC JDSAG SCREENINGS | DEMOGRAPHICS

Minority Overrepresentation in CYDC JDSAG Screenings:

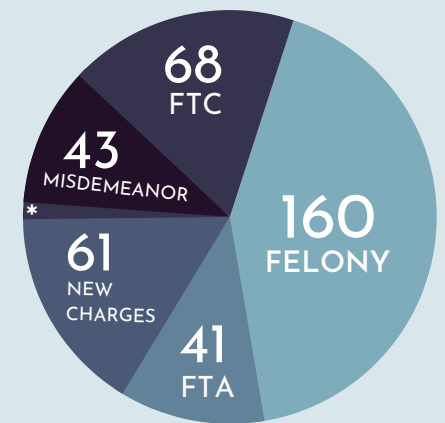
Race	Population (%)*	4th JD Screenings (%)
American Indian/Alaska Native	1%	0.9%
Asian/Native Hawaiian	4%	1.4%
Black or African-American	8%	27.0%
Hispanic or Latinx	24%	23.8%
White	63%	44.1%
Unable to determine	N/A	2.8%

\*Population is youth age 10-17 in the 4th Judicial District.

### CYDC JDSAG SCREENINGS YOUTH DEMOGRAPHICS (SEX)

Female	23.1%
Male	76.9%

## REASON FOR DETAINMENT



\*DETENTION SENTENCE = 5

## CASE TERMINATION REASON

Reason	#Cases
Bonded Out	11
No Charges Filed	2
Commitment to DYC	17
Completed Program Successfully	307
Doesn't meet Program Criteria	1
Referred to Another Program	12
Family Interference/Move	2
Legal Status Change	1
Loss of Jurisdiction	9
New Charges	1
No Further Services Required (Assessment Only)	75
Non-Participation (no shows and AWOL)	9
Parent Refused Service	4
No Reason Given	1
Other	6
<b>TOTAL</b>	<b>458</b>

## DEMOGRAPHICS CASE TERM. E-ISST

Total Youth	271	78
Male	72.9%	76.9%
Female	26.9%	21.8%
Transgender	-----	1.3%
Black or African American	27.3%	27.3%
White	45.0%	50.0%
Hispanic/Latinx	23.1%	19.2%
Multiracial	-----	9%
Native Hawaiian or Other Pacific Islander	1.1%	1.3%
American Indian/ Alaska Native	0.9%	-----
Asian	0.4%	0

## # OF E-ISST MEETINGS

(Youth may require more than one meeting.)

El Paso County	87
----------------	----

## CYDC/MTR COMMUNITY-BASED SERVICES

### ASSESSMENT

Type	# Clients	El Paso	Teller/Other
CYDC Psychiatric Evaluations	7	7	0
CYDC Mental Health Evaluations	14	12	2
CYDC Substance Abuse Evaluations	15	7	8
MTR GAIN SS Screening	81	53	28
<b>Assessment Total:</b>	<b>117</b>	<b>79</b>	<b>38</b>

### DIRECT SUPPORT

CYDC Basic Needs Support	45	40	5
CYDC High Fidelity Wraparound	33	32	1
CYDC Case Management	192	190	2
CYDC Family Support Partners	38	35	3
CYDC Mentoring	37	35	2
CYDC Data Management	38	35	3
CYDC Transportation Support	10	8	1
CYDC Pro-Social Engagement	49	42	7
CYDC Gang Prevention/Intervention	41	38	3
Care Coordination + Supervision	64	62	2
MTR Pro-Social Engagement	24	13	11
MTR Substance Abuse Education	11	10	1
MTR Substance Abuse Prevention	9	8	1
MTR Basic Needs & Support	21	17	4
MTR Mentoring	28	25	3
<b>Direct Support Total:</b>	<b>640</b>	<b>591</b>	<b>49</b>

### SUPERVISION

CYDC Community Supervision/Tracking	208	198	10
CYDC Substance Abuse Monitoring	12	6	6
<b>Supervision Total:</b>	<b>220</b>	<b>204</b>	<b>16</b>

### TREATMENT SERVICES

CYDC Functional Family Therapy	11	11	0
CYDC Mental Health Treatment	24	22	2
MTR Substance Abuse Treatment	1	1	0
MTR Substance Abuse Intervention	40	22	18
<b>Treatment Services Total:</b>	<b>76</b>	<b>56</b>	<b>20</b>
<b>GRAND TOTAL:</b>	<b>1053</b>	<b>930</b>	<b>123</b>