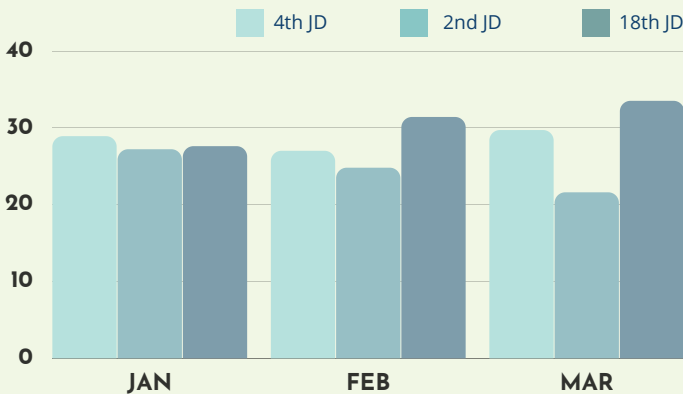


CYDC JUDICIAL DISTRICT COMPARISON DATA

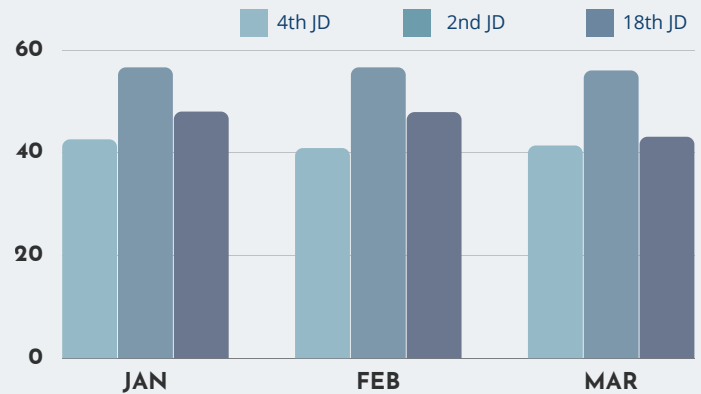
	4th JD	2nd JD	18th JD
Youth Population Estimate	83,104	57,545	112,610
DYS New Commitments	11	22	16
DYS New Detention Admissions	319	275	287
DYS Detention Releases	316	279	269
DYS Detention Average LOS	25.5	24.3	22.3

*Populations include youth age 10-17 in the respective Judicial Districts (JD).

ADP DETENTION | JAN-MAR



ADP COMMITMENT | JAN-MAR



CYDC JDSAG SCREENINGS | DEMOGRAPHICS

Minority Overrepresentation in CYDC JDSAG Screenings:

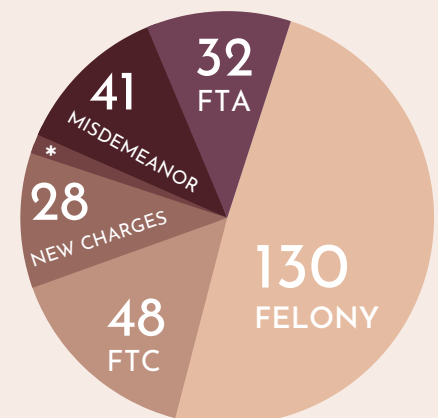
Race	Population (%)*	4th JD Screenings (%)
American Indian/Alaska Native	1%	1.5%
Asian/Native Hawaiian	4%	1.5%
Black or African-American	8%	26.6%
Hispanic or Latinx	24%	21.3%
White	63%	46.4%
Unable to determine	N/A	2.7%

*Population is youth age 10-17 in the 4th Judicial District.

CYDC JDSAG SCREENINGS YOUTH DEMOGRAPHICS (SEX)

Female	20.4%
Male	79.6%

REASON FOR DETAINMENT



*DETENTION SENTENCE = 4

3rd Quarter Report

Cumulative data report for July 1, 2021 - March 31, 2022

CASE TERMINATION REASON

Reason	#Cases
Charges Not Filed	1
Bonded Out	5
Commitment to NYC	16
Completed Program Successfully	194
Loss of Jurisdiction	7
No Further Services Required (Assessment Only)	56
Non-Participation (no shows and AWOL)	8
Parent Refused Service	2
Referred to Another Program	5
No Reason Given	1
Other	3
TOTAL	299

CASE TERMINATION DEMOGRAPHICS

Total Youth	271
Male	79.0%
Female	21.0%
Black or African American	30.3%
White	43.2%
Hispanic	22.1%
Native Hawaiian or Other Pacific Islander	1.1%
American Indian/ Alaska Native	1.5%
Asian	.7%

E-ISST

El Paso County	71
----------------	----

CYDC/MTR COMMUNITY-BASED SERVICES

ASSESSMENT

Type	# Clients	El Paso	Teller/Other
CYDC Psychiatric Evaluations	5	5	0
CYDC Mental Health Evaluations	8	7	1
CYDC Substance Abuse Evaluations	5	1	4
MTR GAIN SS Screening	65	45	20
Assessment Total:	83	58	25

DIRECT SUPPORT

CYDC Basic Needs Support	28	25	3
CYDC High Fidelity Wraparound	31	30	1
CYDC Case Management	192	189	3
CYDC Family Support Partners	26	25	1
CYDC Mentoring	27	26	1
CYDC Data Management	28	28	0
CYDC Transportation Support	4	4	0
CYDC Pro-Social Engagement	33	29	4
CYDC Gang Prevention/Intervention	30	27	3
MTR Pro-Social Engagement	14	8	6
MTR Substance Abuse Education	11	10	1
MTR Substance Abuse Prevention	8	7	1
MTR Basic Needs & Support	10	9	1
MTR Mentoring	22	21	1
Direct Support Total:	477	451	26

SUPERVISION

CYDC Community Supervision/Tracking	170	161	9
CYDC Substance Abuse Monitoring	8	4	4
Supervision Total:	178	165	13

TREATMENT SERVICES

CYDC Functional Family Therapy	9	9	0
CYDC Mental Health Treatment	18	16	2
MTR Substance Abuse Treatment	1	1	0
MTR Substance Abuse Intervention	30	17	13
Treatment Services Total:	58	43	15
GRAND TOTAL:	796	717	79