







## CMP PROCESS MEASURES

CMPs are required to meet **3** process measures.  
 The IOG\* chose to meet all **6** measures.

PROCESS MEASURE	GOAL	MATRIX	RESULT
<b>Family agency or member participation on the IOG as a voting member</b>	Family Voice Representative Voting Member & Youth Voice Representative Voting Member	Family Voice Representative = Sandi Kwesell Youth Voice Representative = Zyshaun Jackson	
<b>Agency contribution of resources at a service level, either in-kind or actual funds</b>	75% of partners signing MOU contributing either in-kind or actual funds at a service level	Table of Resource Pooling in MOU reflects contributions	
<b>Use of Evidence-Based or Evidence-Informed Practices</b>	All Programs use Evidence-Based or Evidence-Informed Practices	HFW* and ISST* Evidence-Based Programs	
<b>Evidence of Cost Sharing</b>	Provide evidence of Cost Sharing	Determined by ISST Plans showing Cost Sharing Commitments	
<b>Process of Continuous Quality Improvement used by the IOG</b>	IOG uses a defined process of quality improvement	Community Action Model and System Improvement Process	
<b>IOG Meeting Attendance</b>	All partners signing MOU attending 75% of the time at 75% of scheduled meetings	Determined via Meeting Minutes and Sign-In Sheets	

\*IOG= Interagency Oversight Group | HFW = High Fidelity Wraparound | ISST = Individualized Service and Support Teams

## CMP PERFORMANCE MEASURES




CMPs must select **3** performance measures across the **4** domains.

Child Welfare

Education

Juvenile Justice

The IOG selected the domains of Child Welfare, Juvenile Justice, and Education. Health/Mental domain was not selected.

	DOMAIN	OUTCOME	INDICATOR/ MEASURE	GOAL	YTD % MET
<b>1378</b> children & youth served	<b>Child Welfare</b>	Increase safety of children and youth	CMP youth with no substantiated abuse findings after CMP services began	<b>75%</b>	 <b>98%</b>
<b>116</b> children & youth served	<b>Education</b>	CMP children/youth with improved school attendance rates while involved with CMP services	Children and youth with improved school attendance	<b>55%</b>	 <b>75%</b>
<b>57</b> youth served	<b>Juvenile Justice</b>	Decrease commitment to the Division of Youth Services	CMP youth diverted from being committed to DYS	<b>80%</b>	 <b>100%</b>

# 1551

**TOTAL Children & Youth Served**

*Total Includes 114 Crossover Youth*

# 1461

**TOTAL  
Served By  
ISST**

# 90

**TOTAL  
Served By  
Prevention**

## PROGRAM PERFORMANCE MEASURES

Each program is assigned a specific performance measure by the IOG.

CHILD WELFARE	INDICATOR/ MEASURE	MODEL TYPE PROGRAM NAME	GOAL	YTD % MET
7 children & youth served	CMP youth with no substantiated abuse findings after CMP services began	<b>ISST</b> Reach Youth & Families (RYF) High Fidelity Wraparound (HFW), Mission Possible	75%	71%
44 children & youth served		<b>ISST</b> Reach Youth & Families (RYF) High Fidelity Wraparound (HFW), Diversus Health	75%	91%
93 children & youth served		<b>ISST</b> Family Care Meeting (FCM) (ISST Held in Assessment)	75%	99%
1227 children & youth served		<b>ISST</b> Team Decision Making (TDM) (ISST Held in Case)	75%	98%
7 children & youth served		<b>Prevention</b> Peer Support/ Mentor Program (Renamed to Parent Partner Program)	75%	100%

## PROGRAM PERFORMANCE MEASURES

Each program is assigned a specific performance measure by the IOG.

EDUCATION	INDICATOR/ MEASURE	MODEL TYPE PROGRAM NAME	GOAL	YTD % MET
36 youth served	Children and youth with improved school attendance	<b>Prevention</b> Reach Schools Care Coordination Program (SBCC) (Program cancelled October 2020)	55%	94%
47 youth served		<b>Prevention</b> Community for You (C4U) Truancy Program PA3 (Program cancelled October 2020)	55%	79%
30 youth served		<b>ISST</b> Truancy ISST program created January 1, 2021	55%	43%
DHS requested that CMP develop a program to divert truancy cases from their case loads. <b>Truancy ISSTs reported an 83% success rate</b> , with only five of the 30 youth served by Truancy ISSTs going on to become involved in DHS.				83%

JUVENILE JUSTICE	INDICATOR/ MEASURE	MODEL TYPE PROGRAM NAME	GOAL	YTD % MET
61 youth served	CMP youth diverted from being committed to DYS	<b>ISST</b> Expedited ISST (E-ISST)	80%	100%