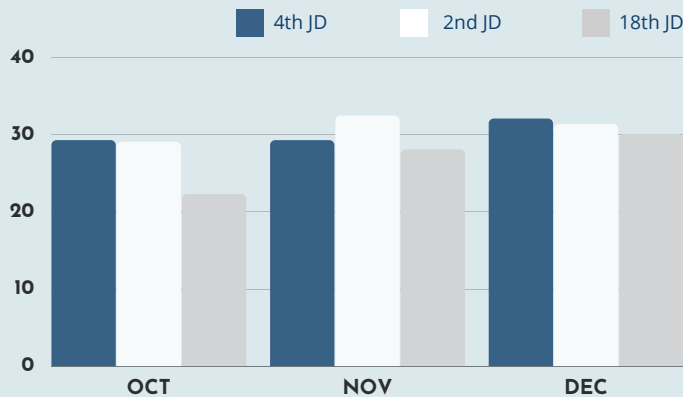


## CYDC JUDICIAL DISTRICT COMPARISON DATA

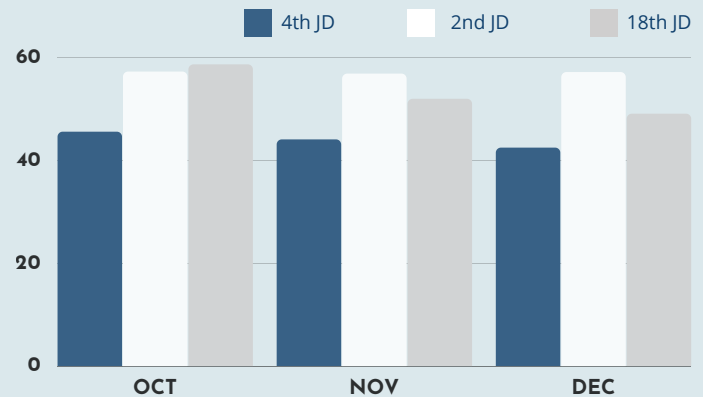
	4th JD	2nd JD	18th JD
Youth Population Estimate	83,104	57,545	112,610
DYS New Commitments	6	14	13
DYS New Detention Admissions	234	191	189
DYS Year-to-Date Detention Releases	227	185	176
DYS Detention Average LOS	22.7	23.0	21.1

\*Populations include youth age 10-17 in the respective Judicial Districts (JD).

### ADP DETENTION



### ADP COMMITMENTS



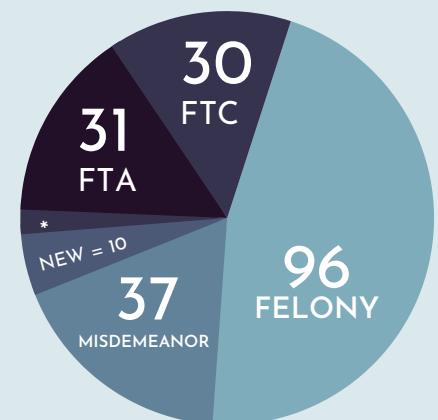
## CYDC JDSAG SCREENINGS | DEMOGRAPHICS

Minority Overrepresentation in CYDC JDSAG Screenings:

Race	Population (%)*	4th JD Screenings (%)
American Indian/Alaska Native	1%	1.2%
Asian/Native Hawaiian	4%	2.0%
Black or African-American	8%	31.2%
Hispanic or Latinx	24%	20.2%
White	63%	42.5%
Unable to determine	N/A	2.8%

\*Population is youth age 10-17 in the 4th Judicial District.

## REASON FOR DETAINMENT



\*DETENTION SENTENCE = 4

### CYDC JDSAG SCREENINGS YOUTH DEMOGRAPHICS (SEX)

Female	21.5%
Male	78.5%

# 2nd Quarter Report

Cumulative data report for July 1, 2021 - December 31, 2021

## CASE TERMINATION REASON

Reason	#Cases
Bonded Out	3
Commitment to DYC	11
Completed Program Successfully	131
Loss of Jurisdiction	5
No Further Services Required (Assessment Only)	44
Non-Participation (no shows and AWOL)	7
Other	1

## CASE TERMINATION DEMOGRAPHICS

Total Youth	215
Male	78.6%
Female	21.4%
Black or African American	32.6%
White	37.2%
Hispanic	25.6%
Native Hawaiian or Other Pacific Islander	1.9%
American Indian/ Alaska Native	.9%
Asian	.9%

## E-ISST

El Paso County	43
----------------	----

## CYDC/MTR COMMUNITY-BASED SERVICES

### ASSESSMENT

Type	# Clients	El Paso	Teller/Other
CYDC Psychiatric Evaluations	1	1	0
CYDC Mental Health Evaluations	1	1	0
CYDC Substance Abuse Evaluations	3	0	3
MTR GAIN SS Screening	50	33	17
<b>Assessment Total:</b>	<b>55</b>	<b>35</b>	<b>20</b>

### DIRECT SUPPORT

CYDC Basic Needs Support	15	13	2
CYDC High Fidelity Wraparound	29	28	1
CYDC Case Management	165	161	4
CYDC Family Support Partners	24	23	1
CYDC Mentoring	19	19	0
CYDC Data Management	22	22	0
CYDC Transportation Support	3	3	0
CYDC Pro-Social Engagement	26	22	4
CYDC Gang Prevention/Intervention	20	18	2
MTR Pro-Social Engagement	14	8	6
MTR Substance Abuse Education	1	1	0
MTR Substance Abuse Prevention	5	5	0
MTR Basic Needs & Support	7	6	1
MTR Mentoring	14	14	0
<b>Direct Support Total:</b>	<b>364</b>	<b>343</b>	<b>21</b>

### SUPERVISION

CYDC Community Supervision/Tracking	138	129	9
CYDC Substance Abuse Monitoring	2	2	1
<b>Supervision Total:</b>	<b>140</b>	<b>130</b>	<b>10</b>

### TREATMENT SERVICES

CYDC Functional Family Therapy	5	5	0
CYDC Mental Health Treatment	7	6	1
MTR Substance Abuse Intervention	23	13	10
<b>Treatment Services Total:</b>	<b>35</b>	<b>24</b>	<b>11</b>
<b>GRAND TOTAL:</b>	<b>594</b>	<b>532</b>	<b>62</b>