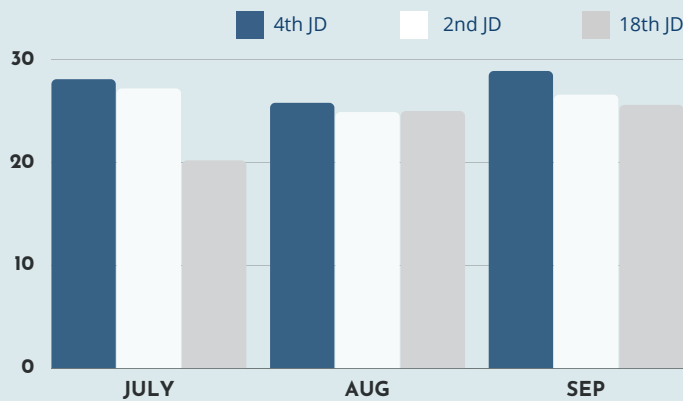


CYDC JUDICIAL DISTRICT COMPARISON DATA

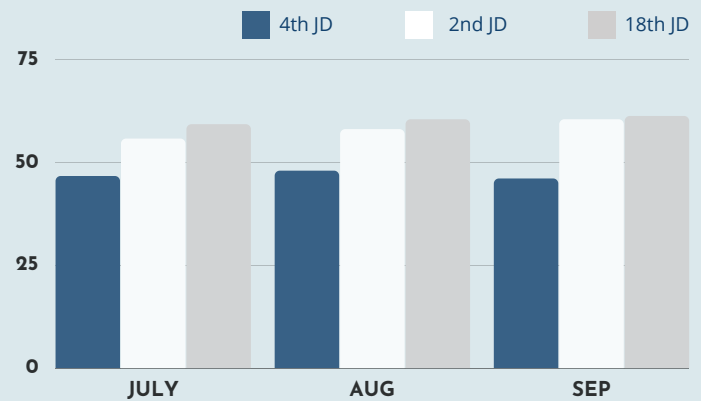
	4th JD	2nd JD	18th JD
Youth Population Estimate	83,104	57,545	112,610
DYS New Commitments	4	7	11
DYS New Detention Admissions	118	108	96
DYS Year-to-Date Detention Releases	122	106	86
DYS Detention Average LOS	21.4	16.0	17.4

*Populations include youth age 10-17 in the respective Judicial Districts (JD).

ADP DETENTION



ADP COMMITMENTS



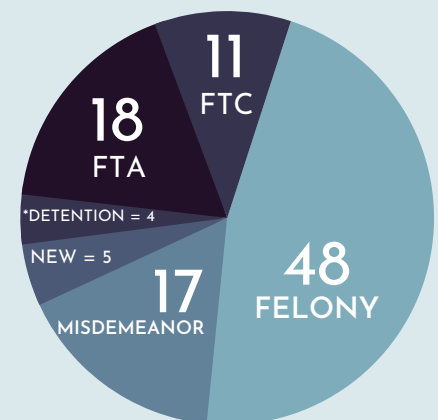
CYDC JDSAG SCREENINGS | DEMOGRAPHICS

Minority Overrepresentation in CYDC JDSAG Screenings:

Race	Population (%)*	4th JD Screenings (%)
American Indian/Alaska Native	1%	.7%
Asian/Native Hawaiian	4%	1.4%
Black or African-American	8%	30.8%
Hispanic or Latinx	24%	21.2%
White	63%	44.5%
Unable to determine	N/A	1.4%

*Population is youth age 10-17 in the 4th Judicial District.

REASON FOR DETAINMENT



*Detention Sentence

CYDC JDSAG SCREENINGS YOUTH DEMOGRAPHICS (SEX)

Female	19.9%
Male	80.1%

CASE TERMINATION REASON

Reason	#Cases
Bonded Out	2
Commitment to DYC	7
Completed Program Successfully	24
Loss of Jurisdiction	3
No Further Services Required (Assessment Only)	23
Non-Participation (no shows and AWOL)	1
Other	1

CASE TERMINATION DEMOGRAPHICS

Male	77.8%
Female	22.2%
Black or African American	33.3%
White	36.5%
Hispanic	27.0%
Native Hawaiian or Other Pacific Islander	3.2%

CASE TERMINATION YOUTH DEMOGRAPHICS

Male	77.8%
Female	22.2%

E-ISST

El Paso County	19
----------------	----

CYDC/MTR COMMUNITY-BASED SERVICES

ASSESSMENT

Type	# Clients	El Paso	Teller/Other
CYDC Psychiatric Evaluations	1	1	0
CYDC Mental Health Evaluations	1	1	0
*Colorado Juvenile Risk Assessment	110	--	--
MTR GAIN SS Screening	34	26	8
Assessment Total:	146	28	8

DIRECT SUPPORT

CYDC Basic Needs Support	4	4	0
CYDC High Fidelity Wraparound	29	28	1
CYDC Case Management	113	111	2
CYDC Family Support Partners	24	23	1
CYDC Mentoring	12	12	0
CYDC Data Management	13	13	0
CYDC Pro-Social Engagement	5	5	0
CYDC Gang Prevention/Intervention	11	11	0
MTR Pro-Social Engagement	11	7	4
MTR Substance Abuse Education	1	1	0
MTR Substance Abuse Prevention	3	3	0
MTR Basic Needs & Support	3	3	0
MTR Mentoring	9	9	0
Direct Support Total:	238	230	8

SUPERVISION

CYDC Community Supervision/Tracking	91	88	3
-------------------------------------	----	----	---

TREATMENT SERVICES

CYDC Functional Family Therapy	3	3	0
CYDC Mental Health Treatment	5	5	0
MTR Substance Abuse Intervention	12	7	5
Treatment Services Total:	20	15	5

GRAND TOTAL:

495	361*	24
------------	-------------	-----------

*CJRA data is not reported by individual county. The EPC total of 361 does not include the overall CJRA data.